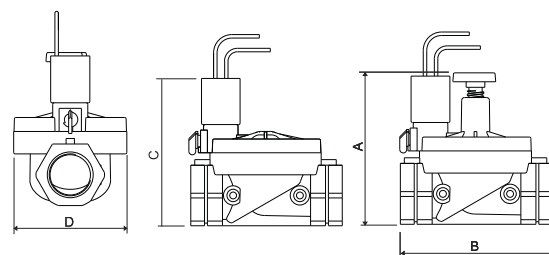


GENERAL FEATURES

- **TORK series S8910 diaphragm irrigation solenoid valves are 2/2 way normally closed and pilot operated**
- **Both the efficient design and the advanced technology plastics they are made of, make the valves strong, with very low maintenance.**
- **Made from synthetic elastomers, Stainless Steel and plastics resistant to corrosion.**
- They work in a wide range of pressure
- **Manual override in all the valves with internal draining.**
- Progressive opening and shut off taht prevents water hammer to
- 12-24 voltages for AC and DC or 6-12V Latching type are available
- Very low head loss with high flows
- Easy maintenance.Total Access to the internal parts from the cover of the valve
- Wide range of possibilities such as electric valves, pressure regulating etc.
- These valves can be use electric remote control, farm and gardening irrigation, advanced computerized can be used for irrigation, level control, filtration systems, fertilization systems, environmental control
- Working Temperature : -10°C / +50°C
- Not suitable for use with dangerous fluids listed in Group 1
- **Minimum operating differential pressure 0,3 bar**
- Flow factor Kv of each valve is indicated, so that the flow Q can be calculated as a function of pressure
- Solenoid valves must be used with filtered fluids.
- Solenoid valve can be mounted in any position without affecting operation; vertical with coil upwards preferred.
- Standard pipe connection is G (BSP) (ISO 228-1) and on request; other pipe connections are available (NPT (ANSI 1.20.3))

Normally Closed



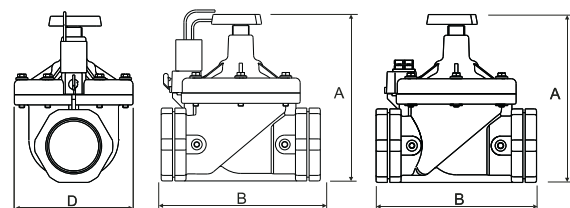
Dimensions

Size	A	B	C	D	Weight
3/4"	105	110	105	81	230g
1"	112	110	112	81	230g

ELECTRICAL CHARACTERISTICS

Continuous Duty	: ED %100
Coil Insulation Class	: H (180°C)
Coil Impregnation	: Polyester Fiber Glass
Coil Encapsulation Material	: Fiber Glass Reinforced
Ambient Temperature	: from -10°C; +60°C
Protection Degree	: IP 65 (EN 60529) with coil duly fitted with the plug connector
Electrical Safety	: IEC 335
Standard Voltages	: For AC 12V, 24V, 110V For DC 12V, 24V,

Other voltages on request;
Voltage Tolerances : For AC -15%; +10%, For DC -5%; +10%
Frequency : 50 Hz, other frequencies on request; (60 Hz)
Specify coil voltage with order

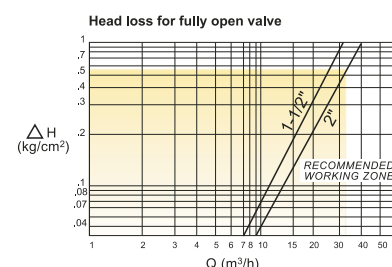
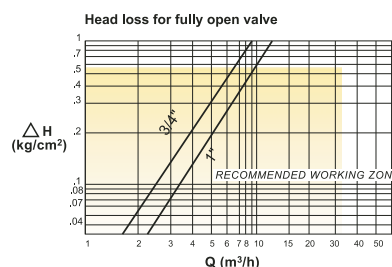


Dimensions

Size	A	B	C	Weight
1-1/2"	180	160	126	740g
2"	190	170	126	790g

MATERIALS IN CONTACT WITH FLUID

Body	: Reinforced Nylon
Internal Parts	: Stainless Steel
Sealing	: NBR
Shading Ring	: Copper
Seats	: Reinforced Nylon
Core Tube	: Stainless Steel
Springs	: Stainless Steel



Valve Type / Order no	Connection Size	Orifice size	Pressure		KV	Fluid Temperature		Seal	Weight
			min	max		min	max		
S8910	G	mm	bar	bar	lt/min	°C			(kg)
S 8910.04	3/4"	20	0.3	10	150	-10	50	NBR	0.23
S 8910.05	1"	25	0.3	10	200	-10	50	NBR	0.23
S 8910.07	1 1/2"	50	0.3	10	530	-10	50	NBR	0.74
S 8910.08	2"	50	0.3	10	670	-10	50	NBR	0.79

Useful Informations

1 bar : 14,5 PSI : 10 mH₂O : 10 N/cm² : 1 kg/cm² : 100000 Pa, 1 PSI : 69 mbar, 1 m³/h : 4,405 GPM : 16,7 L/d 1 Gallon / minute : 0,227 m³/h, 0°C : 89,6 F
Sealings: NBR : Nitrile-Butylene Elastomer